Comprehensive Boundary Study

Gardner Edgerton USD 231

Board Update – November 9, 2026

MEETING AGENDA

Part 1: About the Process

Part 2: Boundaries

- Understanding & Comparing the Two Boundary Concepts

Part 3: Community Input

- Survey Results and Board Discussion

© 2025/26 RSP. All rights reserved.

About the Process

© 2025/26 RSP. All rights reserved.

Why Are We Here?

Facilities and long-term planning create the need for coordinated assignments

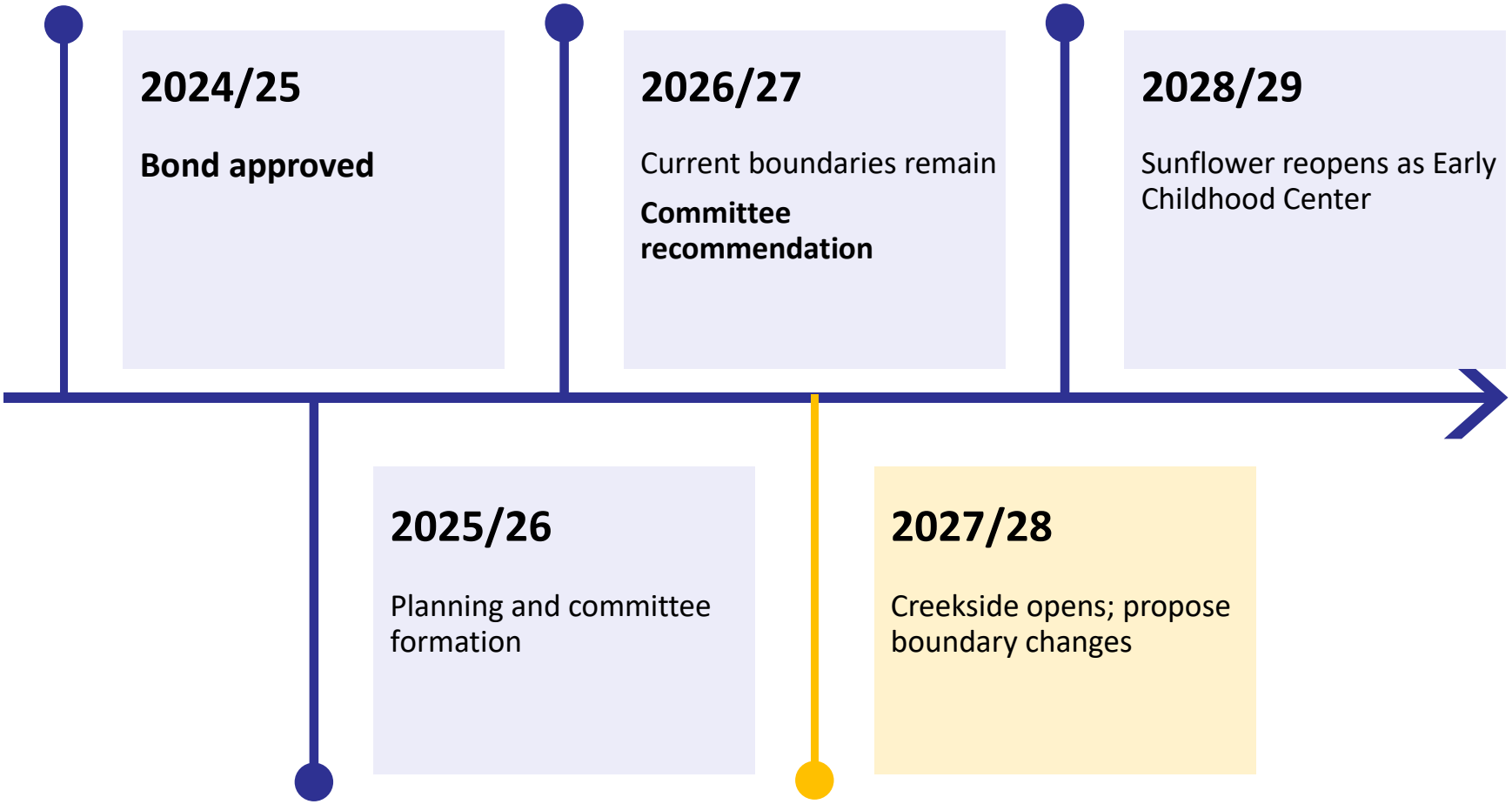

© 2025/26 RSP. All rights reserved.

Boundary Process

Process includes:

- 3 Board Meetings
- 4 Committee Meetings
- 2 Public Input Nights

Phases of Work:

- **Already established:**
  - *Guiding principles*
  - *Boundary criteria*
  - *Implementation assumptions*
  - *Scope of the study*
- **We are seeking input on:**
  - Strengths and concerns
  - Tradeoffs and unintended consequences
  - Preference regarding the two concepts

IMPORTANT: The final recommendation will NOT be decided tonight.

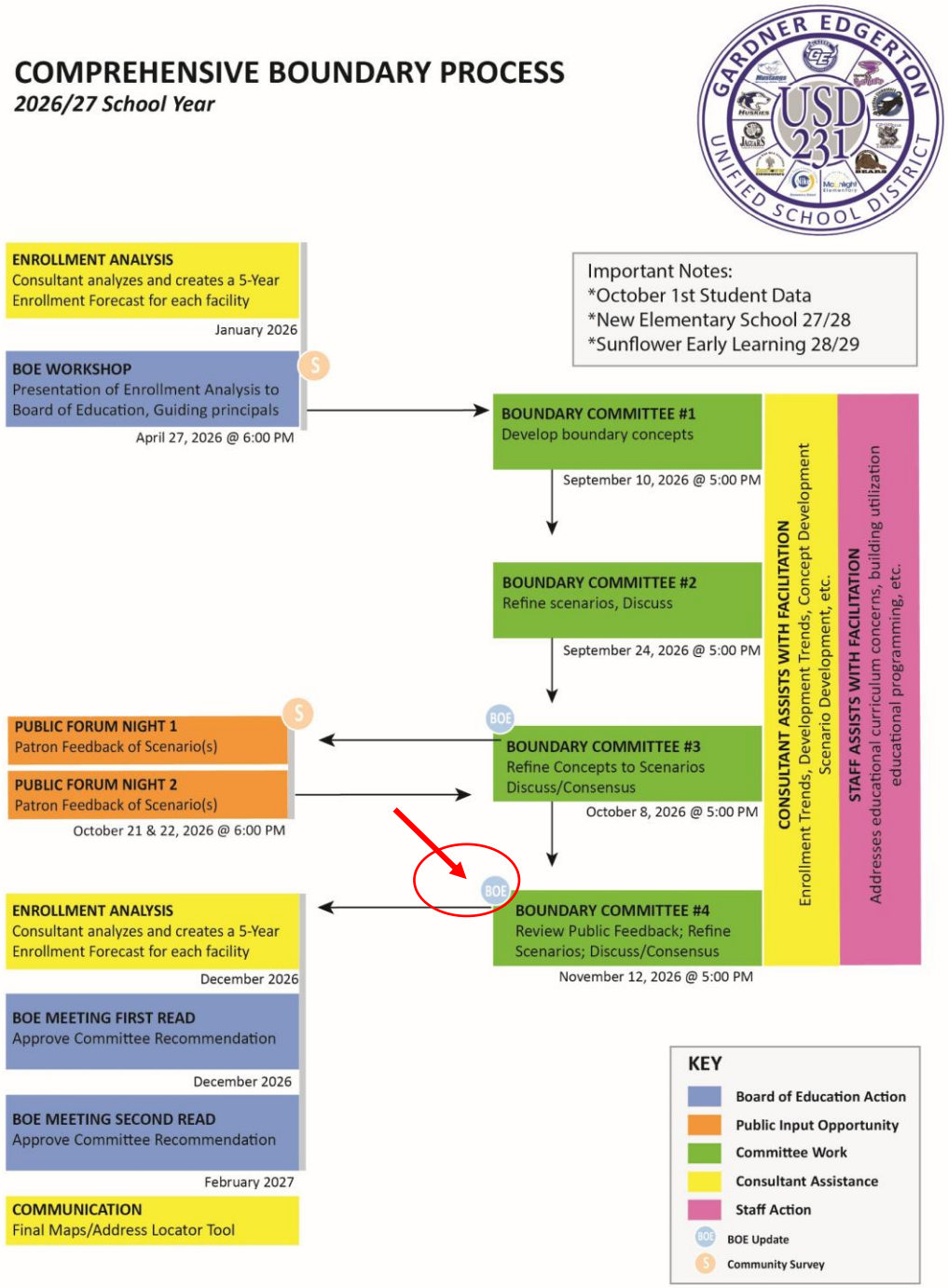

© 2025/26 RSP. All rights reserved.

Board Foundation (Guiding Principles & Boundary Criteria)

The USD 231 Board of Education agrees to the following Guiding Principles that will factor in some way into the boundary recommendation presented to the Board at the conclusion of the process:

1. All the Boundary Criteria are important – generally believe an unstated result of the boundary changes are to balance enrollment with the capacity of the school, as well as not adding additional fiscal costs for buildings or staffing.
2. The boundary can anticipate and accommodate future growth of the neighborhood (allow areas of growth to grow into capacity of the school).
3. Consider boundary lines that follow natural/manmade boundaries (railroads, interstate) while maintaining and promoting the neighborhood school concept.
4. Grandfathering/Transfers/Student Options are determined by Administration.
5. The boundary should reflect providing better educational opportunities at each school for there to be an equitable student experience at each school.
6. The committee recognizes the power of a neighborhood to create community and boundaries.
7. The boundary proposed should utilize all of the available district resources; do not increase capital costs to increase capacity.
8. Demographics should allow reasonable equity and similar student experience at each school.
9. Prioritize an effective feeder; if a feeder has to be split that split should redistrict large groups of students not just a few to ensure a positive transition.
10. The grade configuration should remain Kdg to 4th grade, 5th to 8th grade, and 9th to 12th grade.
11. Committee recognizes specialized programs should align with the feeder to provide students continuity and stability.

CRITERIA #1 **Feeder System**

CRITERIA #2 **Projected Enrollment**

CRITERIA #3 **Duration of Boundaries**

CRITERIA #4 **Fiscal Considerations - Operational**

© 2025/26 RSP. All rights reserved.

Current Feeder System

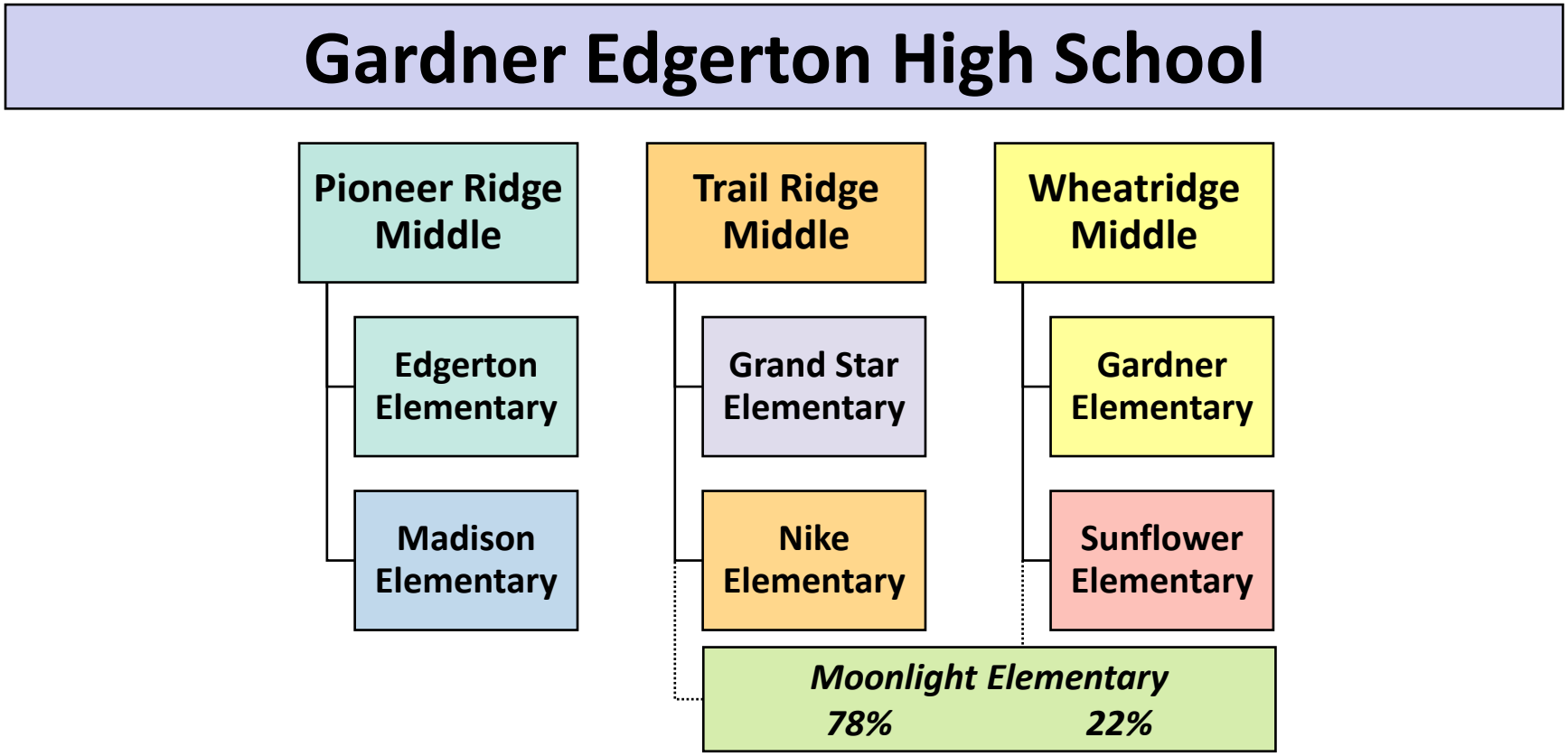

Source: RSP and Gardner Edgerton USD 231

Note: Moonlight Elementary is the only elementary school split between middle schools.

© 2025/26 RSP. All rights reserved.

Elementary Boundary Map

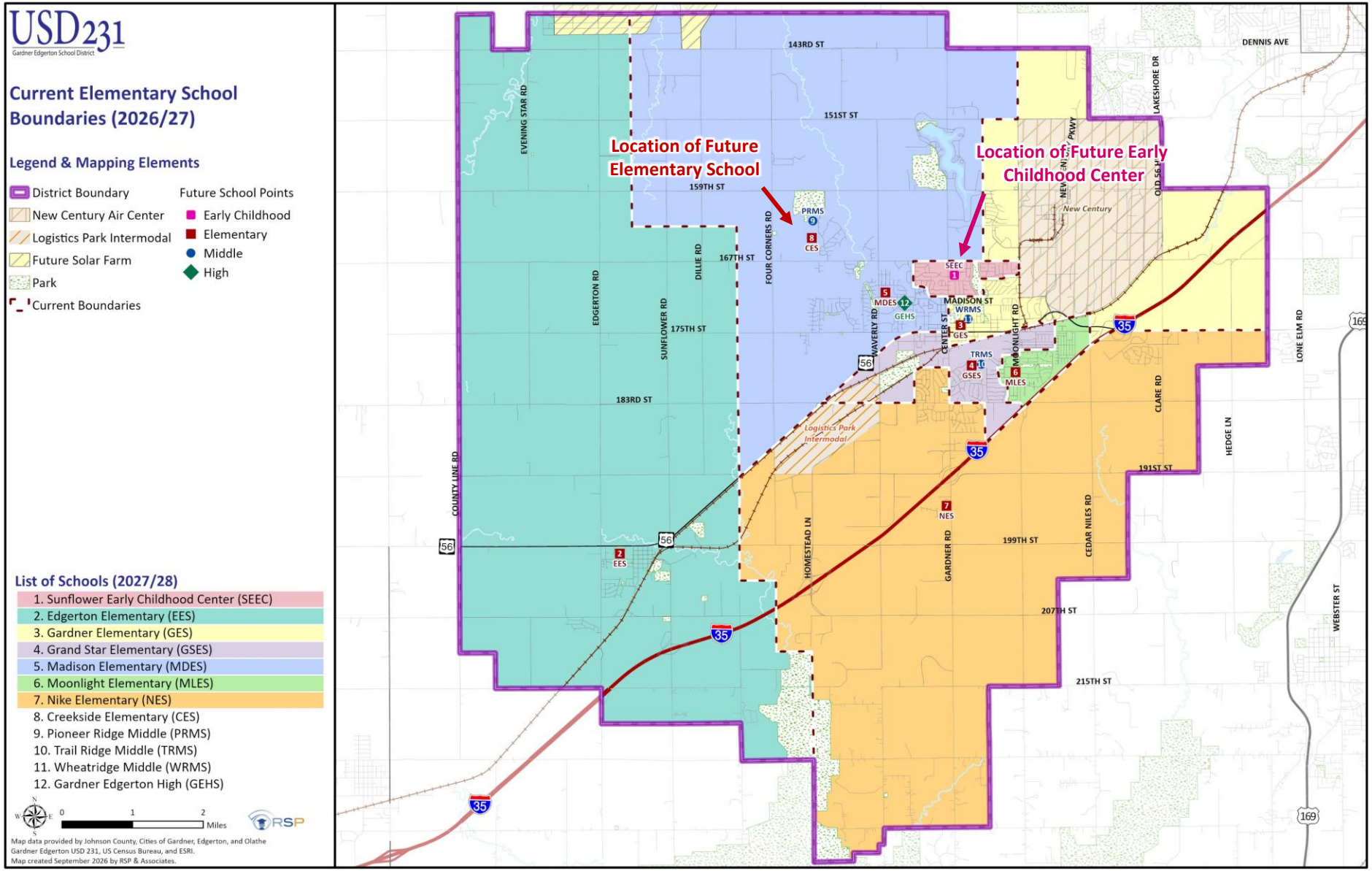

© 2025/26 RSP. All rights reserved.

Middle School Boundary Map

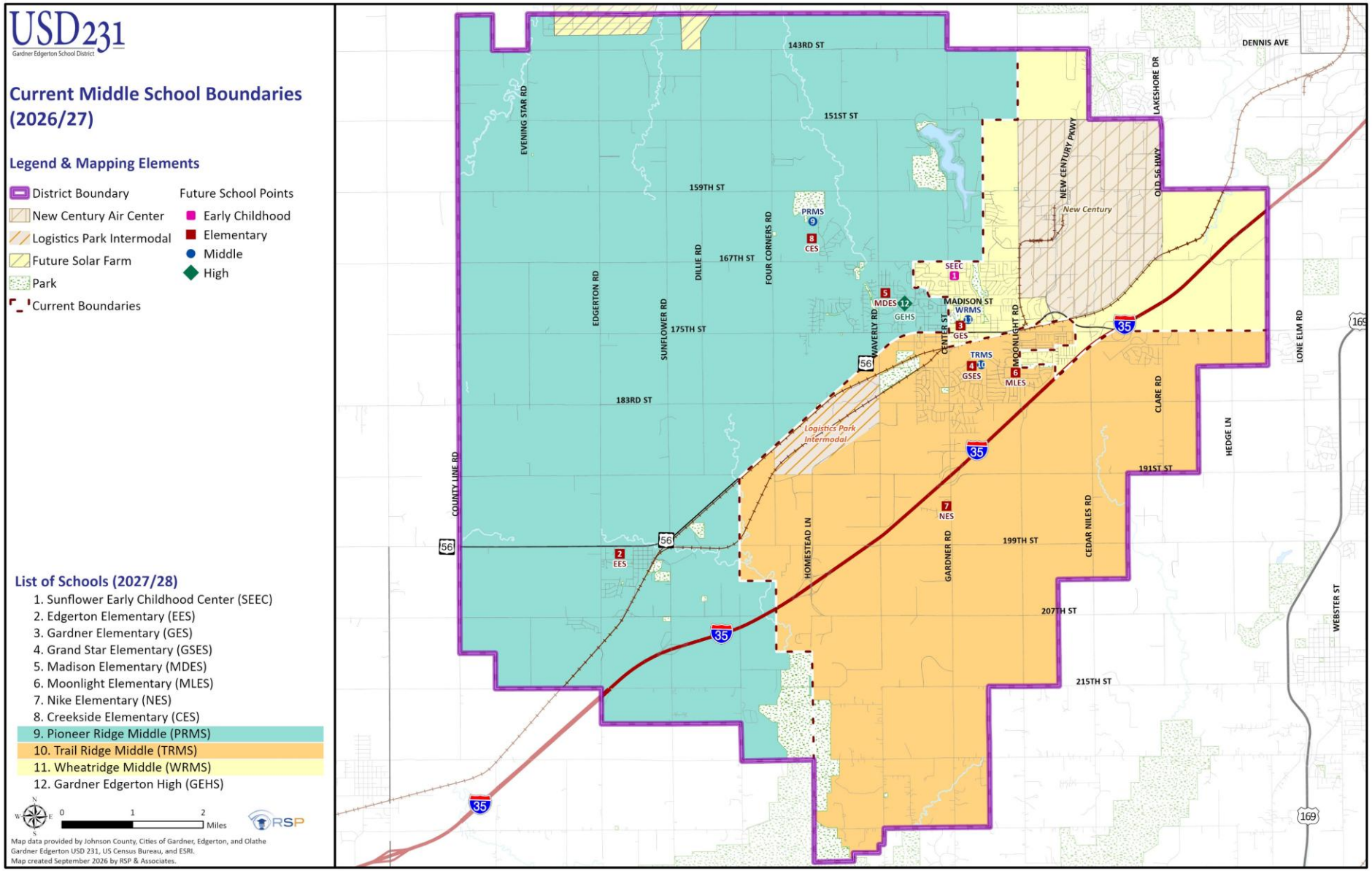

© 2025/26 RSP. All rights reserved.

Current Projections by Building

Market Forecast

Elementary Projection Table:

** Projected Enrollment from 2025/26 Enrollment Analysis*

Current:		Capacity	Current Boundaries				
Grades	School		2026/27	2027/28	2028/29	2029/30	2030/31
PK-4	Edgerton Elementary School	330	148	142	165	168	184
PK-4	Gardner Elementary School	418	297	299	299	314	331
PK-4	Grand Star Elementary School	528	307	313	307	312	324
PK-4	Madison Elementary School	594	511	525	546	556	598
PK-4	Moonlight Elementary School	528	321	307	307	302	301
PK-4	Nike Elementary School	462	376	402	418	453	469
PK-4	Sunflower Elementary School	396	245	241	240	252	252
District Total (PK-4):		**3,256**	**2,205**	**2,229**	**2,282**	**2,357**	**2,459**

Source: RSP & Associates LLC. - March 2026

Notes:

Total projections may differ between concepts and from the official projections due to rounding at the student and building level. Current ELL students are adjusted from where they reside to the current program locations (Grand Star and Moonlight elementary schools). This value is held constant for all years.

Middle School Projection Table:

** Projected Enrollment from 2025/26 Enrollment Analysis*

Current:		Capacity	Current Boundaries				
Grades	School		2026/27	2027/28	2028/29	2029/30	2030/31
5-8	Pioneer Ridge Middle School	925	545	531	512	528	511
5-8	Trail Ridge Middle School	925	669	668	684	656	665
5-8	Wheatridge Middle School	1,075	459	470	489	454	436
District Total (5-8):		**2,925**	**1,673**	**1,669**	**1,685**	**1,638**	**1,612**

Source: RSP & Associates LLC. - March 2026

Notes:

Total projections may differ between concepts and from the official projections due to rounding at the student and building level. Current ELL students are adjusted from where they reside to the current program locations (Trail Ridge Middle). This value is held constant for all years.

How to Read These Projections

- Projections shown reflect the **2025/26 Enrollment Analysis** and current attendance boundaries.
  - Projections will be **updated following the official 2026/27 enrollment count**.
- Enrollment is primarily based on **where students reside by address**. **ELL students are assigned to their current program locations** rather than their school of residence to better reflect anticipated building enrollment.

© 2025/26 RSP. All rights reserved.

Proposed Boundaries

© 2025/26 RSP. All rights reserved.

Two Concepts, Different Trade-offs

Both align with planned facilities and support enrollment balance

CONCEPT 1

Moonlight feeds entirely to Trail Ridge.

Grand Star, Nike and Madison have split middle school feeders.

Railroad crossings are limited to overpass locations.

CONCEPT 2

All elementary schools have complete middle school feeders.

Moonlight and Grand Star feed Trail Ridge.

Nike feeds Pioneer Ridge, requiring further transportation review.

Community Question:
Which trade-offs matter most to you and your neighborhood?

© 2025/26 RSP. All rights reserved.

About Concept 1



© 2025/26 RSP. All rights reserved.

How We Got to Concept 1

What Concept 1 Accomplishes

- ✓ Aligns boundaries with planned facility changes
- ✓ Creates a complete Moonlight → Trail Ridge feeder
- ✓ Limits railroad crossings to locations with overpasses
- ✓ Balances enrollment across schools

Trade-offs to Consider

- ❑ Creates split feeders at Grand Star, Nike, and Madison
- ❑ Requires some elementary peer groups to transition to different middle schools
- ❑ Prior versions required refinement to improve middle school enrollment balance

© 2025/26 RSP. All rights reserved.

Concept 1 – Elementary School

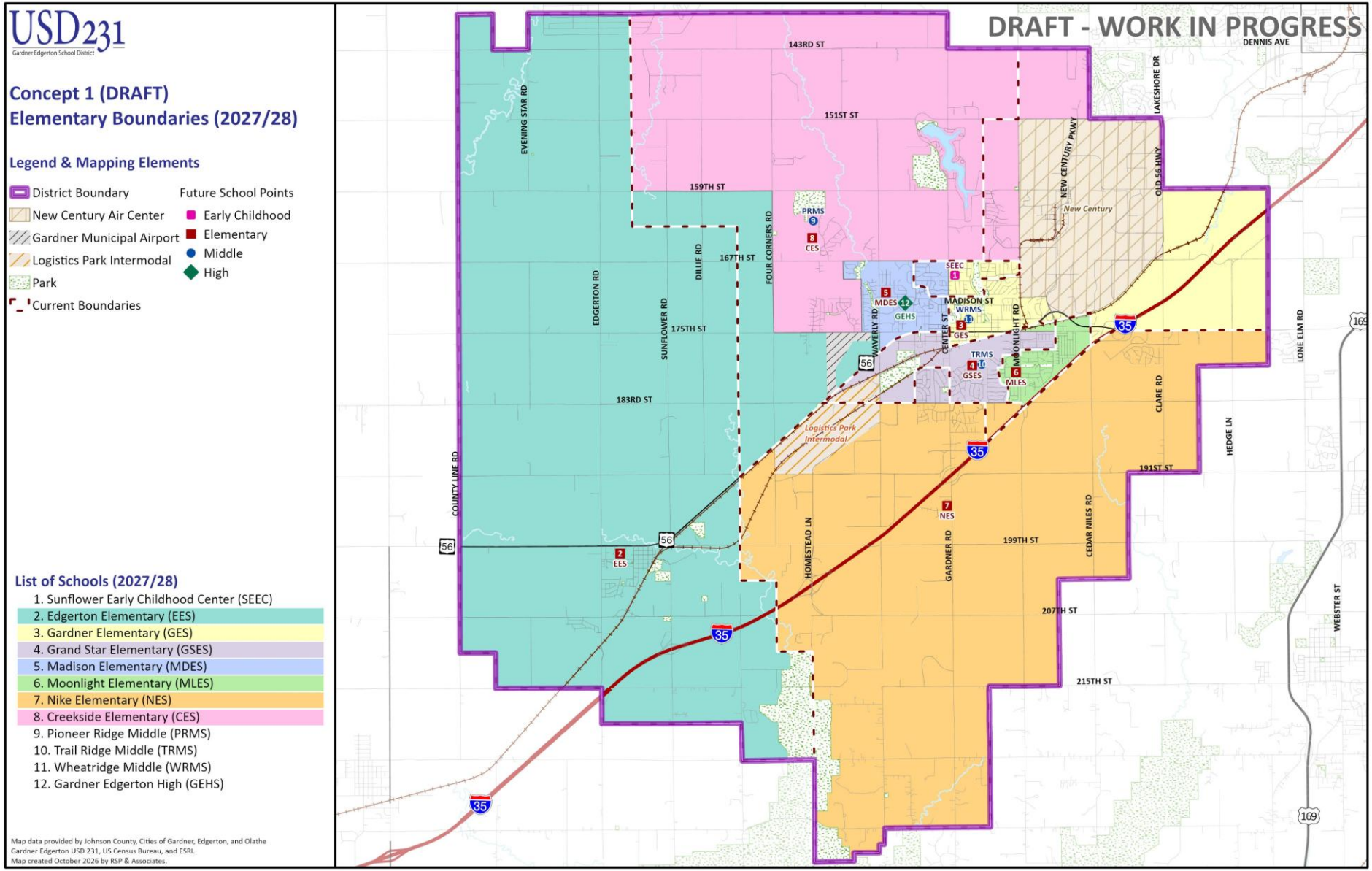

© 2025/26 RSP. All rights reserved.

Concept 1 – Middle School

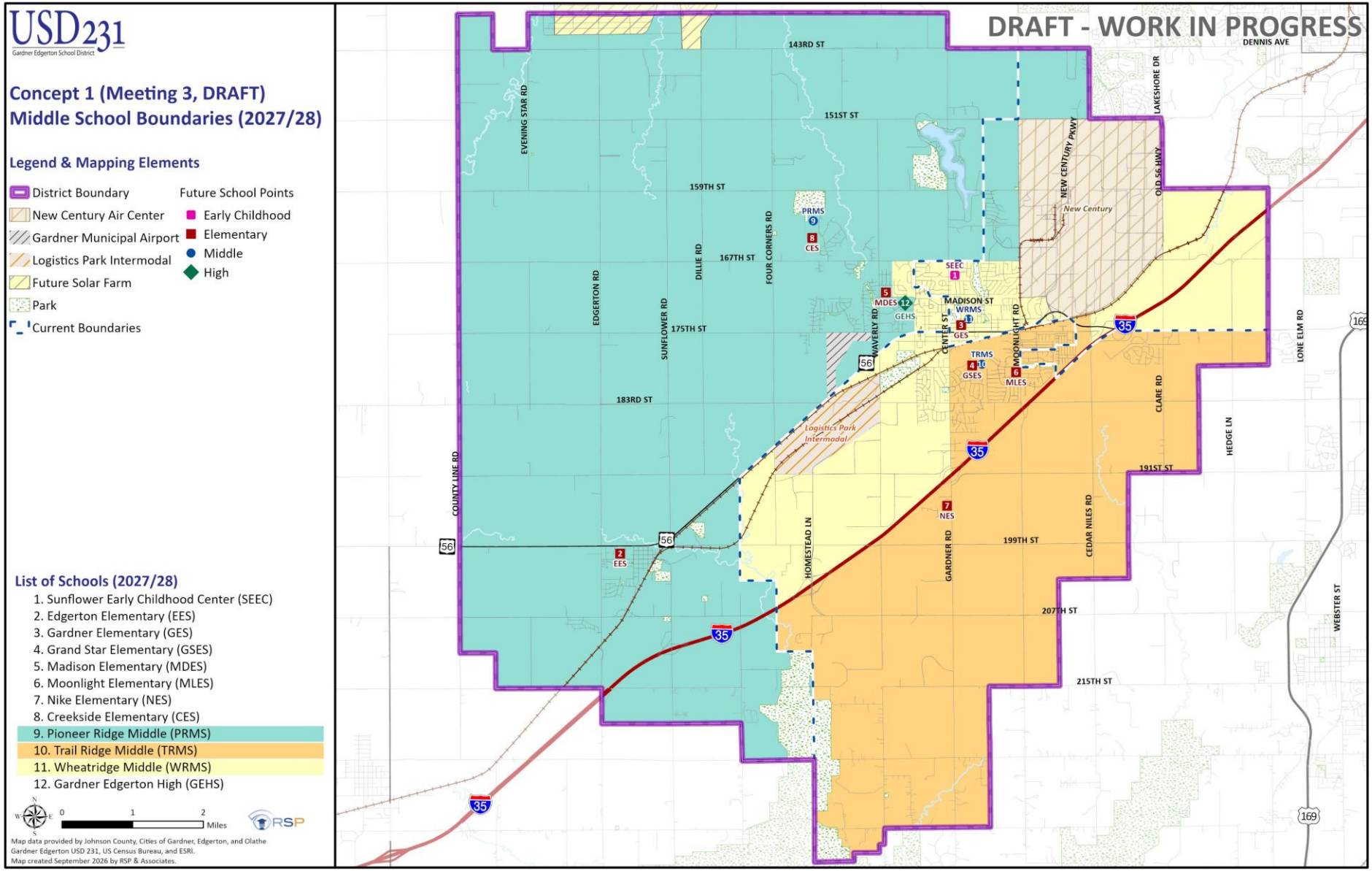

© 2025/26 RSP. All rights reserved.

Concept 1 – Feeder System

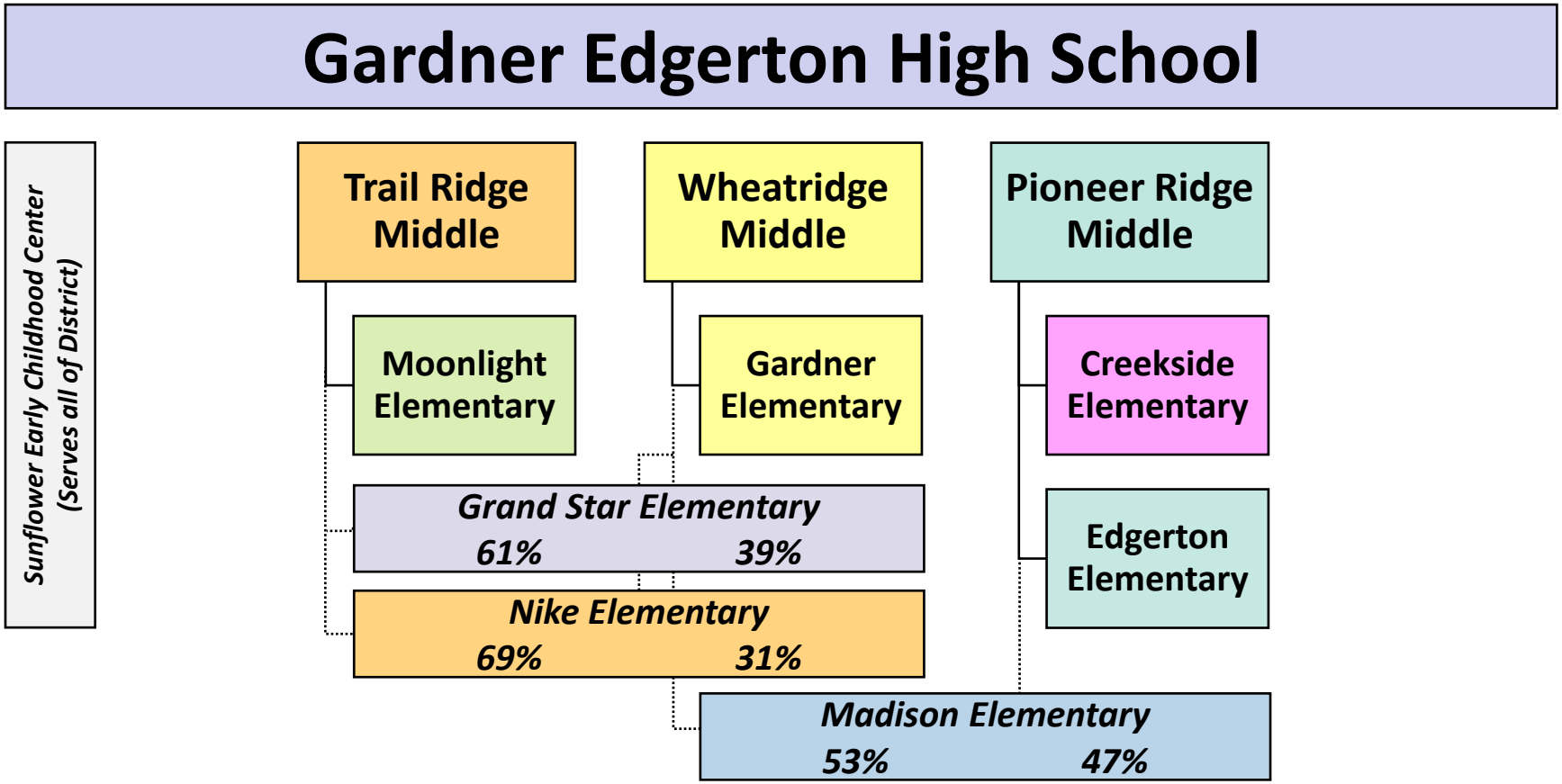

Source: RSP and Gardner Edgerton USD 231

Note: Moonlight Elementary becomes a full feeder to Trail Ridge. Grand Star, Nike, and Madison become split feeders between middle schools.

© 2025/26 RSP. All rights reserved.

Concept 1 – Projections

Elementary Projection Table:

Concept 1:		Capacity	* Projected Enrollment from 2025/26 Enrollment Analysis				
			Current Boundaries	Concept 1 Boundaries			
				PK-4, K-4	PK, K-4		
Grades	School		2026/27	2027/28	2028/29	2029/30	2030/31
K-4	Creekside Elementary School	525	0	300	312	319	350
K-4	Edgerton Elementary School	330	148	150	151	159	184
K-4	Gardner Elementary School	418	297	350	285	302	294
K-4	Grand Star Elementary School	528	307	417	367	374	384
K-4	Madison Elementary School	594	511	406	323	317	337
K-4	Moonlight Elementary School	528	321	307	272	267	267
K-4	Nike Elementary School	462	376	298	278	304	318
PK	*Sunflower Elementary School*	396	245	0	295	310	324
District Total (PK-4):		3,781	2,205	**2,228**	**2,283**	**2,352**	**2,458**

Source: RSP & Associates LLC. - March 2026 9/28/2026

Notes: Total projections may differ between concepts and from the official projections due to rounding at the student and building level. Current ELL students are adjusted from where they reside to the current program locations (Grand Star and Moonlight elementary schools). This value is held constant for all years. PK students residing in the Creekside boundary are assigned to Madison Elementary for 2027/28.

Middle School Projection Table:

Concept 1:		Capacity	* Projected Enrollment from 2025/26 Enrollment Analysis				
			Current Boundaries	Concept 1 Boundaries			
Grades	School		2026/27	2027/28	2028/29	2029/30	2030/31
5-8	Pioneer Ridge Middle School	925	545	548	537	564	554
5-8	Trail Ridge Middle School	925	669	558	575	568	559
5-8	Wheatridge Middle School	1,075	459	566	572	506	497
District Total (5-8):		2,925	1,673	**1,672**	**1,684**	**1,638**	**1,610**

Source: RSP & Associates LLC. - March 2026 9/28/2026

Notes: Total projections may differ between concepts and from the official projections due to rounding at the student and building level. Current ELL students are adjusted from where they reside to the current program locations (Trail Ridge Middle). This value is held constant for all years.

Student Impact:

- 31% of elementary and 22% of middle school students would be reassigned under Concept 1.

Creekside Elementary:

- Opens in 2027/28 as a K-4 school with approximately 300 students, growing to 350 by 2030/31.
- Pre-K students remain at other locations until Sunflower re-opens.

Elementary Balance:

- Redistributes enrollment across existing schools, with Madison decreasing 320–340 students in later years.

Middle School Balance:

- Redistributes students across the three middle schools, with projected enrollment ranging from approximately 500–575 students.

Long-Term Planning:

- Accommodates projected enrollment growth while maintaining available capacity across schools.

© 2025/26 RSP. All rights reserved.

Concept 2 Introduction



© 2025/26 RSP. All rights reserved.

How We Got to Concept 2

What Concept 2 Accomplishes

- ✓ Aligns boundaries with planned facility changes
- ✓ Creates complete elementary-to-middle-school feeders
- ✓ Keeps Moonlight and Grand Star feeding Trail Ridge
- ✓ Balances enrollment across schools

Trade-offs to Consider

- ❑ Moves Nike's middle school feeder to Pioneer Ridge
- ❑ Increases travel distance for some Nike families
- ❑ Requires further transportation routing and cost evaluation

© 2025/26 RSP. All rights reserved.

Concept 2 - Elementary

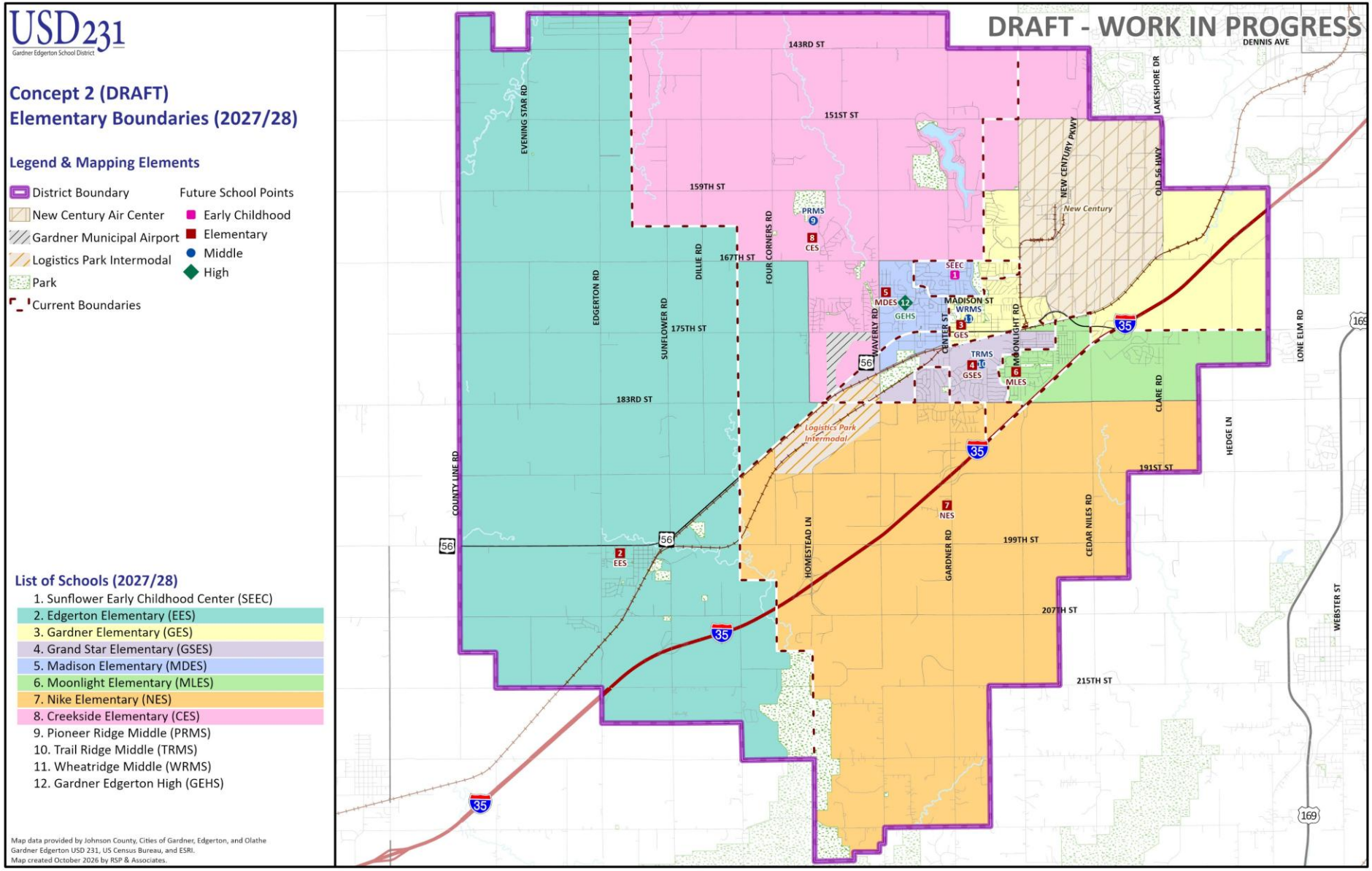

© 2025/26 RSP. All rights reserved.

Concept 2 – Middle School

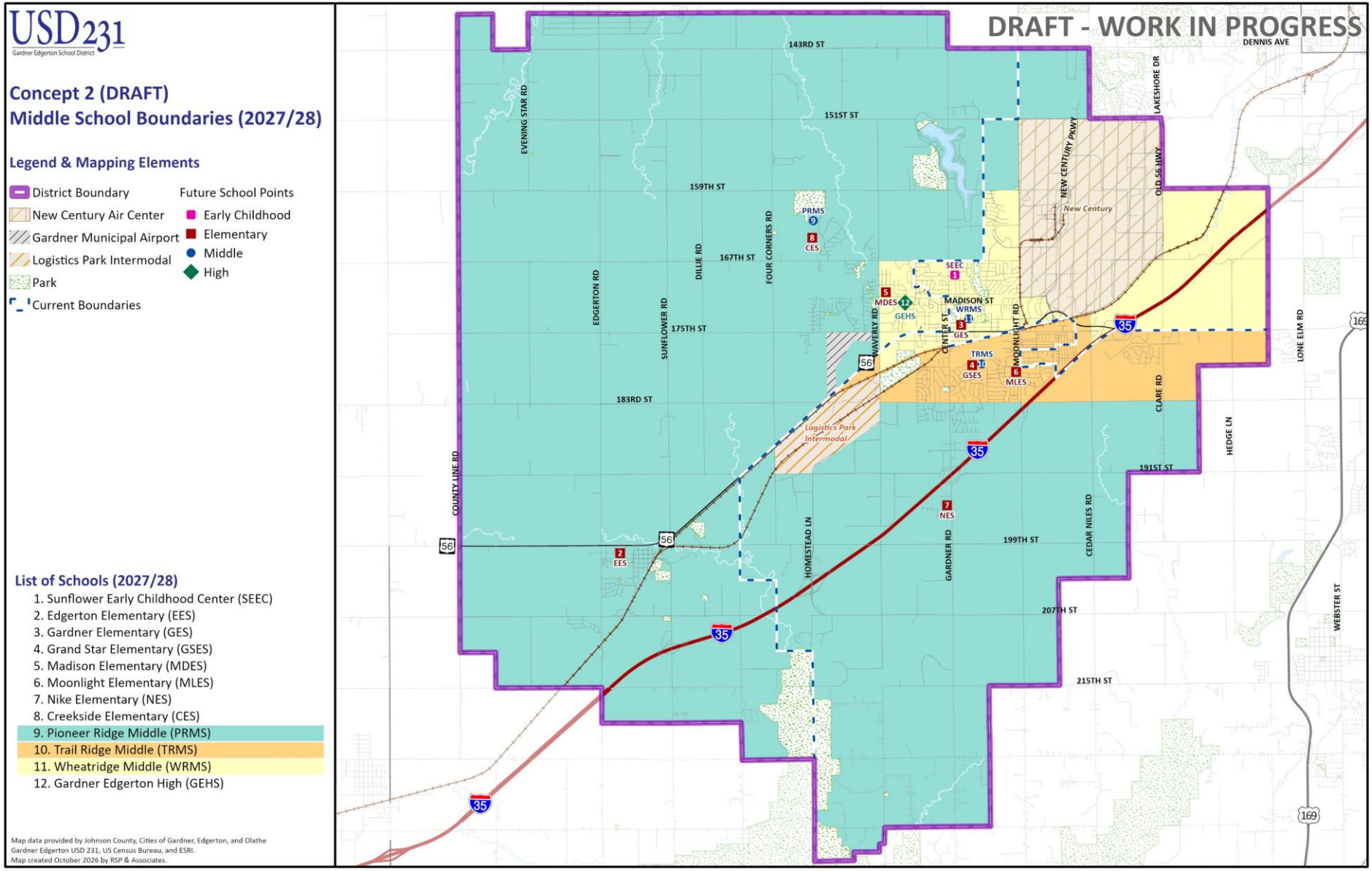

© 2025/26 RSP. All rights reserved.

Concept 2 – Feeder System

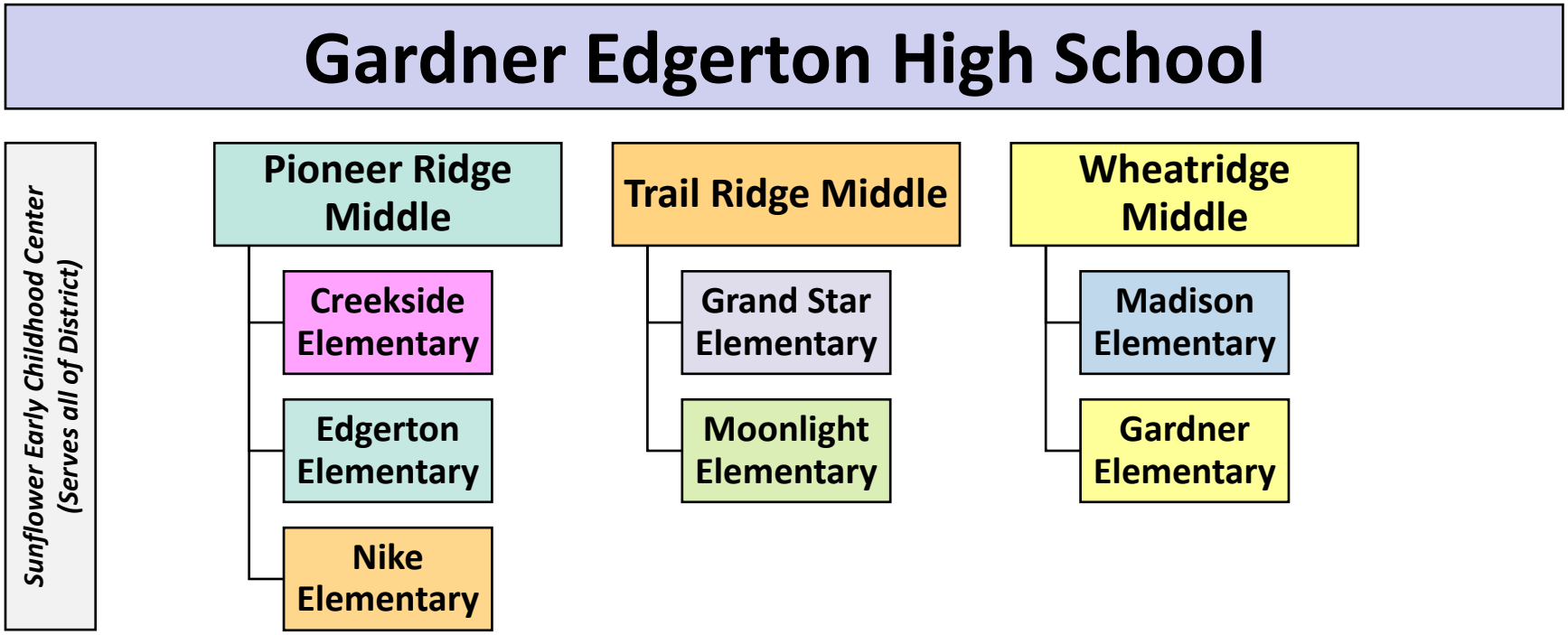

Source: RSP and Gardner Edgerton USD 231

Note: Realigns schools with middle schools; Nike → Pioneer Ridge, Moonlight → Trail Ridge, and Madison → Wheatridge.

© 2025/26 RSP. All rights reserved.

Concept 2 - Projections

Elementary Projection Table:

Concept 2:		Capacity	* Projected Enrollment from 2025/26 Enrollment Analysis				
			Current Boundaries	Concept 2 Boundaries			
				PK-4, K-4	PK, K-4		
Grades	School		2026/27	2027/28	2028/29	2029/30	2030/31
K-4	Creekside Elementary School	525	0	297	304	303	322
K-4	Edgerton Elementary School	330	148	147	148	157	181
K-4	Gardner Elementary School	418	297	381	324	338	352
K-4	Grand Star Elementary School	528	307	394	350	358	367
K-4	Madison Elementary School	594	511	415	312	316	328
K-4	Moonlight Elementary School	528	321	339	304	304	310
K-4	Nike Elementary School	462	376	266	247	266	274
PK	*Sunflower Elementary School*	396	245	0	295	310	324
District Total (PK-4):		3,781	2,205	**2,239**	**2,284**	**2,352**	**2,458**

Source: RSP & Associates LLC. - March 2026 9/28/2026

Notes: Total projections may differ between concepts and from the official projections due to rounding at the student and building level. Current ELL students are adjusted from where they reside to the current program locations (Grand Star and Moonlight elementary schools). This value is held constant for all years. PK students residing in the Creekside boundary are assigned to Madison Elementary for 2027/28.

Middle School Projection Table:

Concept 2:		Capacity	* Projected Enrollment from 2025/26 Enrollment Analysis				
			Current Boundaries	Concept 2 Boundaries			
Grades	School		2026/27	2027/28	2028/29	2029/30	2030/31
5-8	Pioneer Ridge Middle School	925	545	575	555	564	568
5-8	Trail Ridge Middle School	925	669	538	546	537	509
5-8	Wheatridge Middle School	1,075	459	558	583	537	533
District Total (5-8):		2,925	1,673	**1,671**	**1,684**	**1,638**	**1,610**

Source: RSP & Associates LLC. - March 2026 9/28/2026

Notes: Total projections may differ between concepts and from the official projections due to rounding at the student and building level. Current ELL students are adjusted from where they reside to the current program locations (Trail Ridge Middle). This value is held constant for all years.

Student Impact:

- 34% of elementary and 25% of middle school students would be reassigned under Concept 2.

Creekside Elementary:

- Opens in 2027/28 as a K-4 school with approximately 300 students, growing to 320 by 2030/31.
- Pre-K students remain at other locations until Sunflower re-opens.

Elementary Balance:

- Redistributes enrollment across existing schools, with Madison decreasing 310–330 students in later years.

Middle School Balance:

- Redistributes students across the three middle schools, with projected enrollment ranging from approximately 510–575 students.

Long-Term Planning:

- Accommodates projected enrollment growth while maintaining available capacity across schools.

© 2025/26 RSP. All rights reserved.

Two Concepts. Different Approaches.

Both concepts address facility changes and enrollment balance. The key differences are feeder alignment, student impact, and transportation.

CONCEPT 1		CONCEPT 2
ES: between 180 to 380 students MS: between 500 to 575 students	**Enrollment Balance**	ES: between 180 to 360 students MS: between 510 to 575 students
3 split feeders: Grand Star, Nike, Madison	**Feeder**	Complete elementary-to-middle-school feeders (no splits)
31% impact to elementary students 22% impact to middle school students	**Student Impact**	34% impact to elementary students 25% impact to middle school students
Limits crossings to locations with overpasses	**Railroad Crossings**	Limits crossings to locations with overpasses
Balances enrollment and supports facility changes	**Enrollment & facilities**	Balances enrollment and supports facility changes
KEY TRADE-OFF **More split feeders; fewer students impacted**		**KEY TRADE-OFF** **Complete feeders; more students impacted**

© 2025/26 RSP. All rights reserved.

Community Input Results

© 2025/26 RSP. All rights reserved.

Survey Results

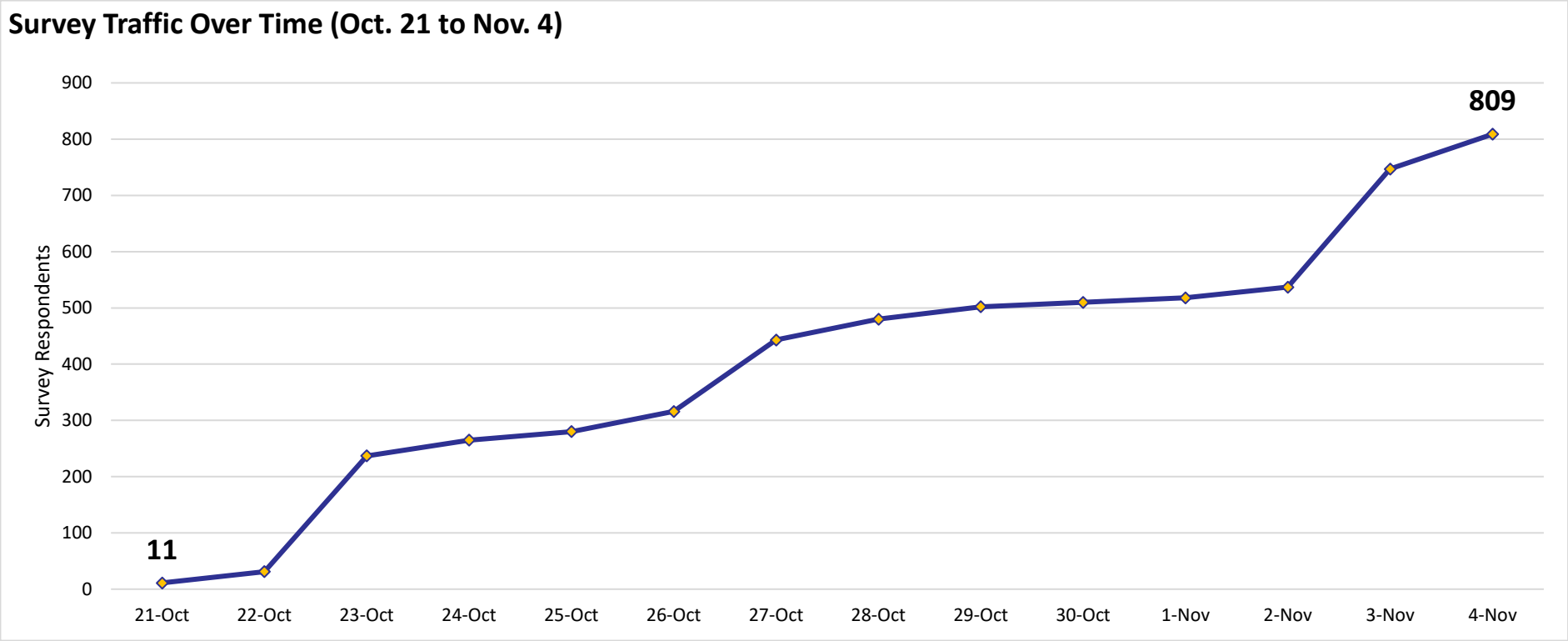

ABOUT THE SURVEY:

- ❑ 809 total responses
- ❑ Survey opened on October 21st and closed on November 4th
- ❑ Survey was available in multiple languages and was advertised by the district

© 2025/26 RSP. All rights reserved.

Respondents

HIGHLIGHTS:

- 559 respondents identified as current parents (69% of responses)
- 153 respondents identified as staff members (19% of responses)

The school communities with the most participation were:

- Nike Elementary
- Trail Ridge Middle
- Madison Elementary
- Pioneer Ridge Elementary

Select the following role that best describes you:

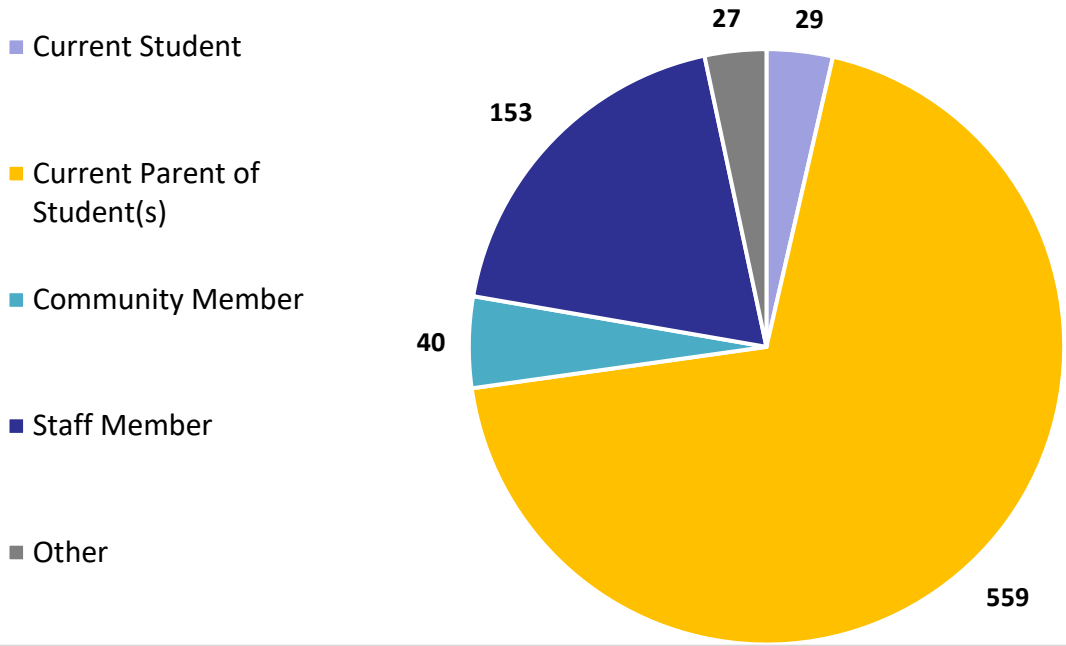

Which school community are you most connected to?

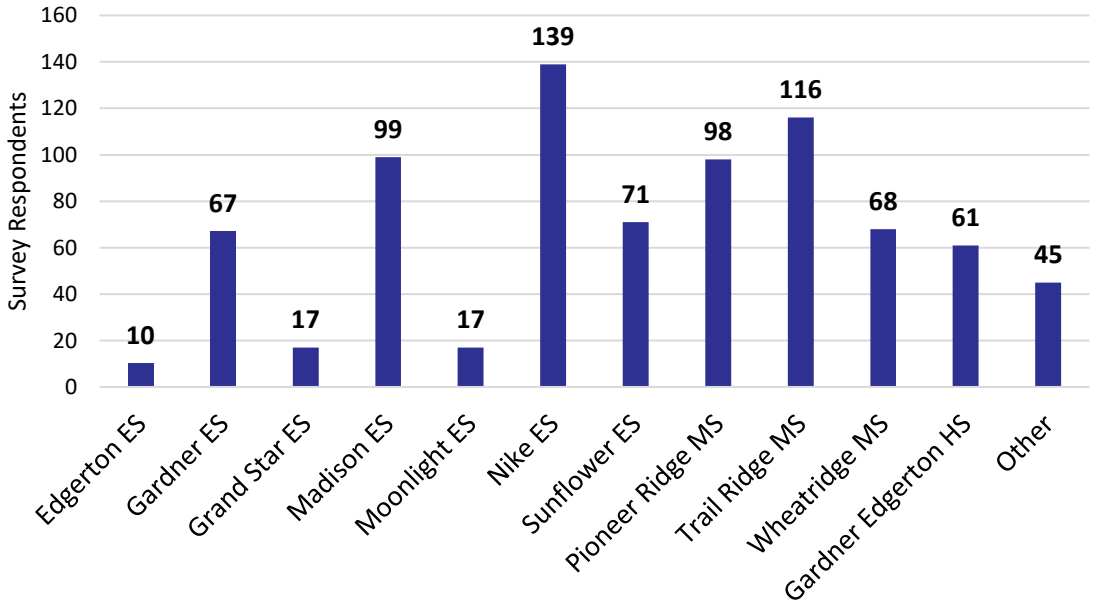

© 2025/26 RSP. All rights reserved.

Concept Support

ELEMENTARY SCHOOL

- **54.9%,** Concept 1
- 45.1%, Concept 2

MIDDLE SCHOOL

- **57.5%,** Concept 1
- 42.5%, Concept 2

Concept 1 received more support for both boundaries, with a stronger preference at the middle school level.

However, written feedback identifies concerns and potential refinements for both concepts.

For Elementary School Boundaries, what concept do you most support?

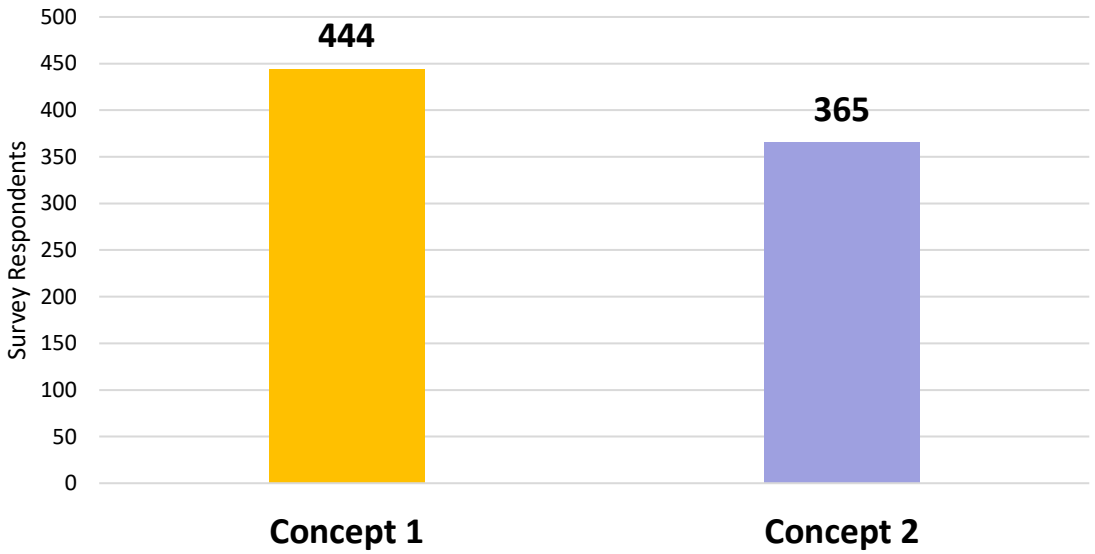

For Middle School Boundaries, what concept do you most support?

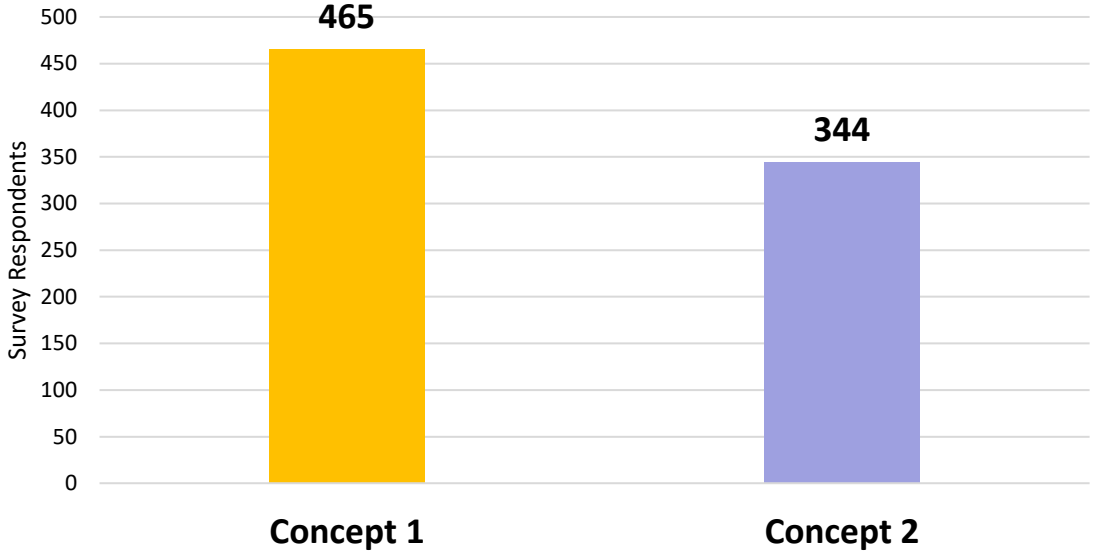

© 2025/26 RSP. All rights reserved.

Reasoning of Support

What is the primary reason for your response?

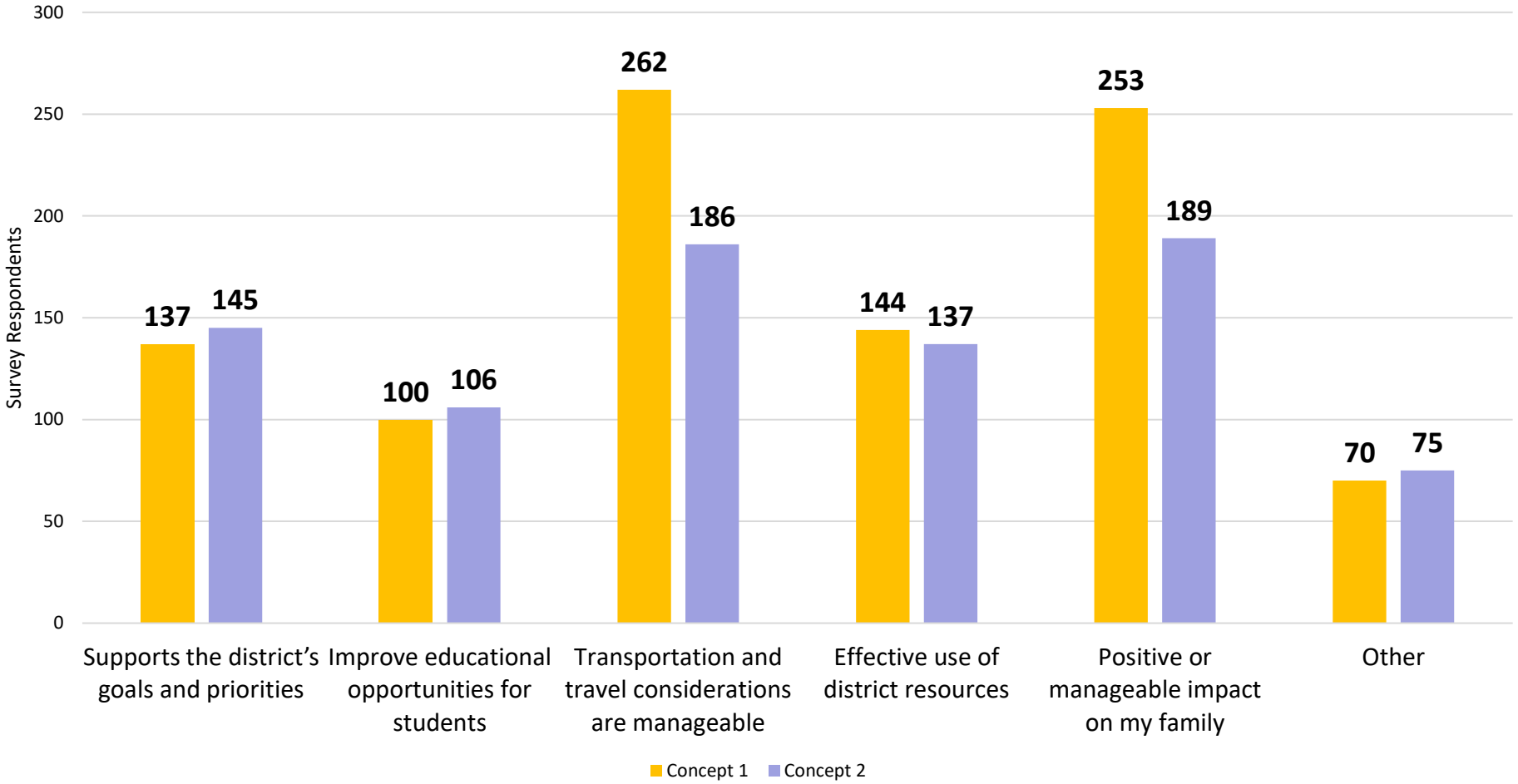

Community feedback emphasizes the importance of balancing long-term district needs with practical family considerations. Neither concept eliminates all concerns; the most significant trade-off is between complete feeder alignment and maintaining neighborhood proximity and manageable travel.

© 2025/26 RSP. All rights reserved.

Summary of Survey Comments

Major Theme	Summary of Community Input
Transportation and Neighborhood Proximity **Committee Task**	• Families emphasized **shorter travel distances, safe walking/biking routes, traffic congestion, railroad crossings**, and the practicality of **getting children to multiple schools**. **→ Review the key concern of Nike students traveling to Pioneer Ridge under Concept 2**
Feeder Alignment and Peer Continuity **Committee Task**	• **Many respondents support complete feeders** and expressed concern that **Concept 1 creates three split feeders.** • Others **questioned whether complete feeders justify the proximity challenges in** Concept 2. **→ Review ways to address these concerns while maintaining the benefits of each concept**
Student Stability and Transition Options **Committee Task**	• Numerous comments requested that **current students finish at their existing schools** (rising 4th and 8th grade) • Respondents want to preserve **established friendships, trusted staff relationships, school communities, and extracurricular participation.** **→ Discuss phased implementation, sibling considerations, and transportation eligibility**
Equity and Specialized Student Services **Committee Task**	• Respondents raised concerns about **demographic concentration at Gardner Elementary under Concept 1.** **→ Discuss continuity of specialized programs, staffing, and support for students with IEPs or additional needs**
Future Growth and Alternative Boundary Concepts **Committee Task**	• Some respondents requested **refinements to individual neighborhoods, questioned housing-growth assumptions, or suggested preserving more existing middle school boundaries.** **→ Review additional concept(s) or a clearer explanation of the need for change**

Source: Raw Community Survey Comments, pages 1–56. Themes reflect concerns raised by respondents and do not independently verify the claims made in those comments.

© 2025/26 RSP. All rights reserved.

Committee Considerations – Focus of Thursday Meeting

CONCEPT 1

Primary Concern

→ Splitting established peer groups

Grand Star, Nike, and Madison would have split feeders, raising concerns about students transitioning with classmates and the complexity of school activities and programming.

CONCEPT 2

Primary Concern

→ Longer travel and neighborhood access

Assigning Nike to Pioneer Ridge would create longer trips for some families, limiting walking/biking opportunities and raising transportation and traffic concerns.

How should community feedback inform the final boundary recommendation?

1. **Feeder Alignment:** Is the benefit of complete feeders worth the additional travel and student impacts, or should limited split feeders remain an option?
2. **Transportation:** What additional analysis is needed to confirm safe, practical, and financially sustainable transportation, particularly for Nike families?
3. **Targeted Refinements:** Are there specific neighborhoods where minor adjustments could reduce disruption without compromising enrollment balance?
4. **Equity and Programs:** Do either concept's demographic or specialized-program impacts warrant additional review?
5. **Recommendation Readiness:** Should the committee advance Concept 1, Concept 2, a modified approach, or request additional analysis before making a recommendation?

© 2025/26 RSP. All rights reserved.

Board Priorities and Community Input

Boundary Criteria		Concept 1	Concept 2
1	**Feeder System**	Three split elementary feeders	**Complete elementary feeders** ✓
2	**Projected Enrollment**	**Balances enrollment** ✓	**Balances enrollment** ✓
3	**Duration of Boundaries**	**Accommodates growth and planned facilities** ✓	**Accommodates growth and planned facilities** ✓
4	**Fiscal Considerations – Operational**	**Utilizes existing resources** ✓	**Utilizes existing resources** ✓
UNRANKED BY BOE	Boundary Natural Features	Limits railroad crossings; aligns Moonlight with Trail Ridge ✓	Limits railroad crossings; aligns Moonlight with Trail Ridge ✓
	Demographic Considerations	Maintains demographic balance without major concerns from administration ✓	Maintains demographic balance without major concerns from administration ✓
	Fiscal Considerations - Capital	Does not require additional capital investment ✓	Does not require additional capital investment ✓
	Neighborhoods Intact	Maintains closer middle school access for some neighborhoods ✓	Longer travel distances for some neighborhoods ✓
	Students Impacted	Fewer students impacted ✓	More students impacted
	Transportation Considerations	Shorter trips for some neighborhoods; routing review needed ✓	Greater travel concerns for Nike-to-Pioneer Ridge; routing review needed

Concept 2 more directly aligns with the Board's initial priorities, while Concept 1 received greater community support and better addresses proximity and transportation concerns for some neighborhoods.

© 2025/26 RSP. All rights reserved.

NEXT STEPS - Confirming Board Priorities

Discussion Questions:

1. What collective feedback or guidance would the Board like to share with the committee as it continues evaluating boundary options using the established guiding principles?
2. Are there other ***area-specific concerns*** that you would like the community to review before finalizing their recommendation?



© 2025/26 RSP. All rights reserved.

Timeline

Next Committee Meeting →

November 12

Board to receive recommendation in December.

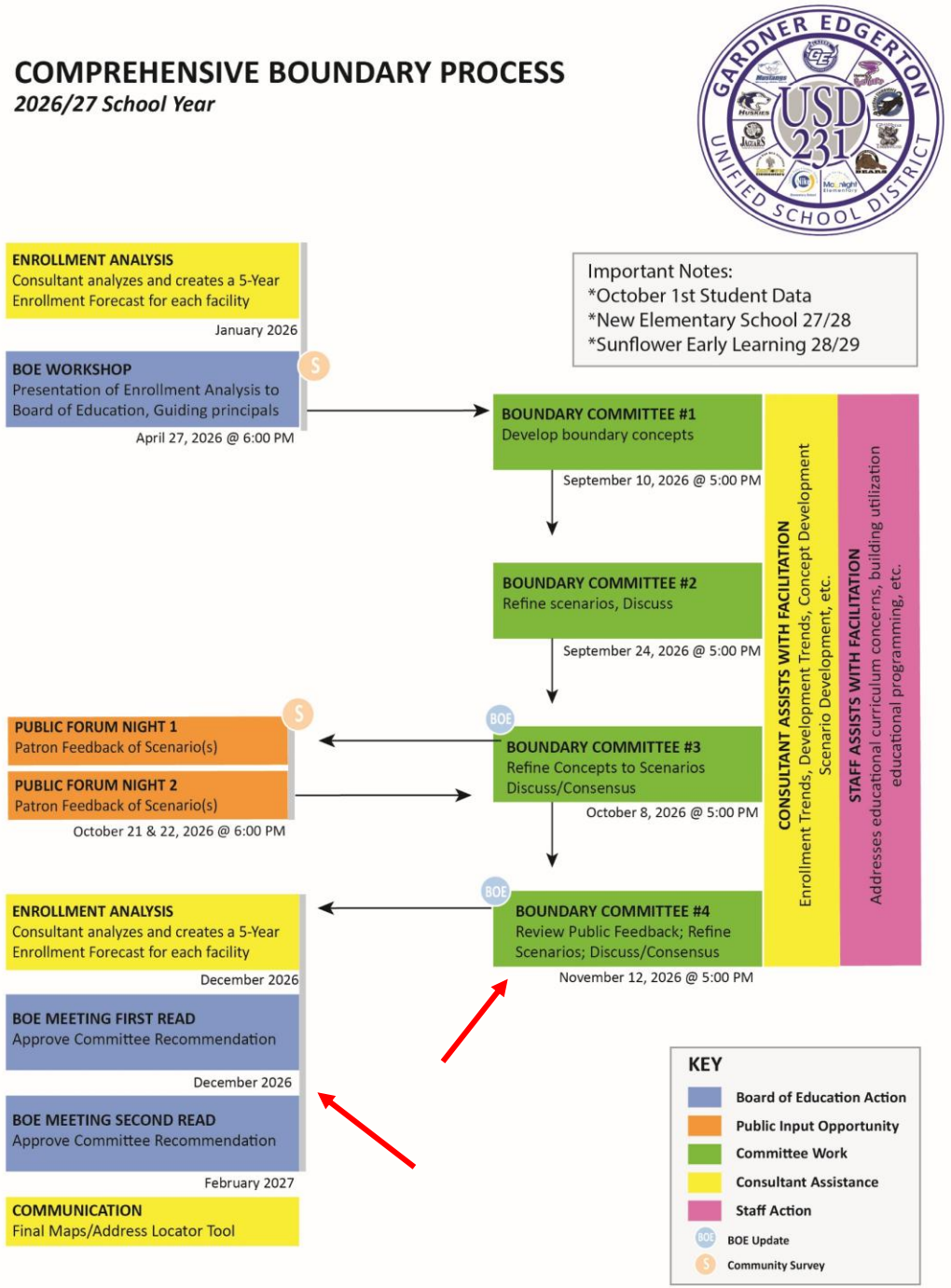

© 2025/26 RSP. All rights reserved.