RSP

Form Results Summary

Oct 21, 2026 - Nov 04, 2026

Project: Gardner Edgerton Boundary Process

Form: Gardner Edgerton USD 231 Boundary Survey

Tool Type: Form

Activity ID: 180

Exported: Nov 05, 2026, 08:11 AM

Exported By: GWallace

Filter By: No filters applied.

Open

Gardner Edgerton USD 231 Boundary Survey
Gardner Edgerton Boundary Process

543 Contributors | **809** Contributions

Contribution Summary

1. For Elementary School Boundaries, what concept do you most support? Required
Multi Choice | Skipped: 0 | Answered: 809 (100%)

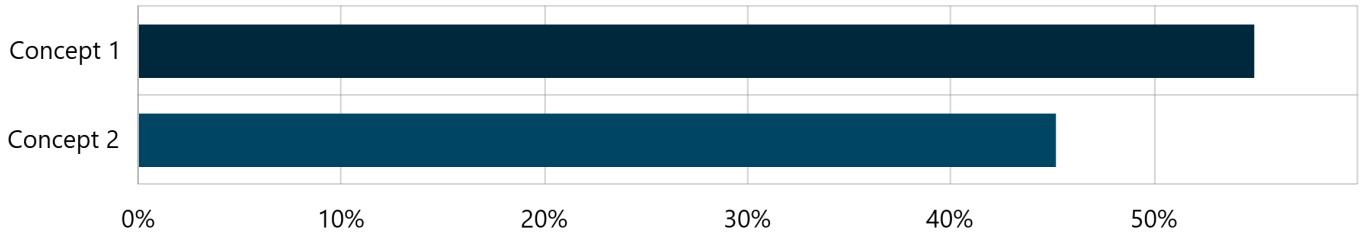

Answer choices	Percent	Count
Concept 1	54.88%	444
Concept 2	45.12%	365
Total	**100.00%**	**809**

2. For Middle School Boundaries, what concept do you most support? Required
Multi Choice | Skipped: 0 | Answered: 809 (100%)

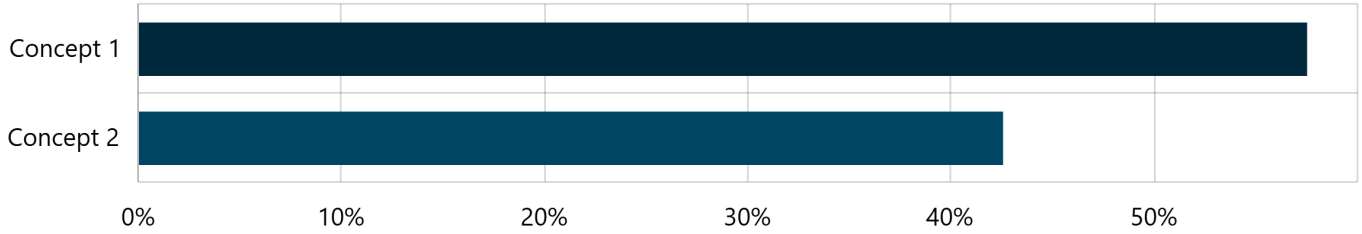

Answer choices	Percent	Count
Concept 1	57.48%	465
Concept 2	42.52%	344
Total	**100.00%**	**809**

3. What is the primary reason for your response? Required
Multi Choice | Skipped: 0 | Answered: 809 (100%)

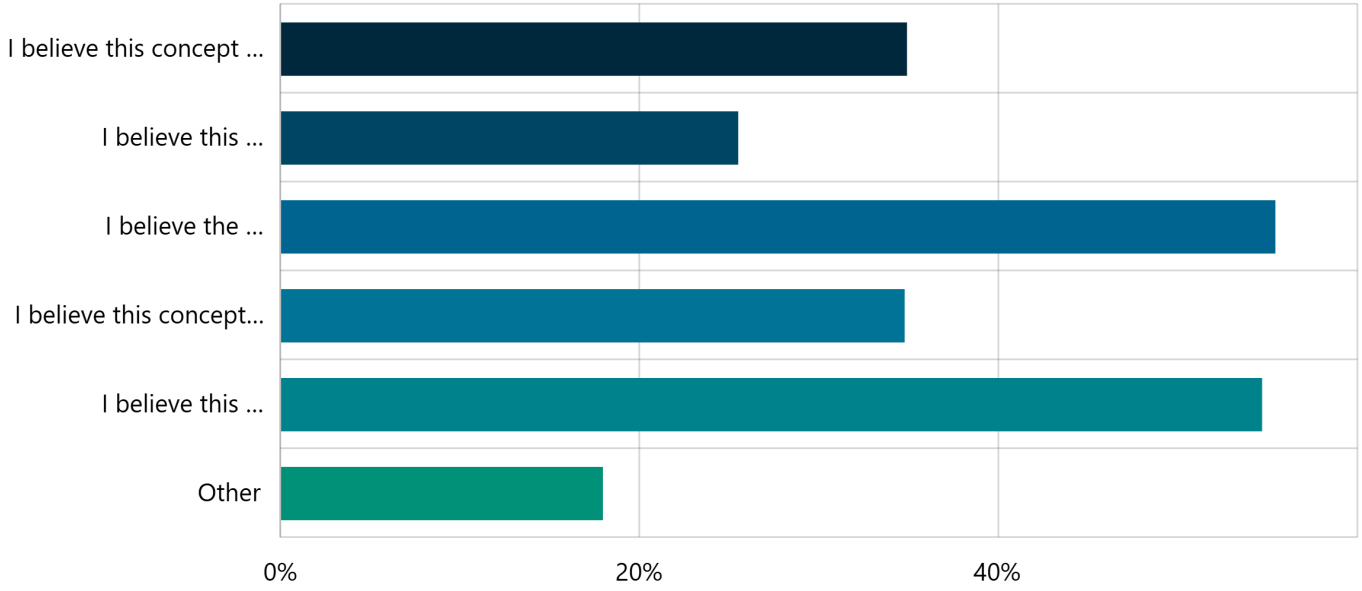

Answer choices	Percent	Count
I believe this concept supports the district's goals and priorities.	34.86%	282
I believe this concept could improve educational opportunities for students.	25.46%	206
I believe the transportation and travel considerations are manageable.	55.38%	448
I believe this concept makes effective use of district resources.	34.73%	281
I believe this concept would have a positive or manageable impact on my family.	54.64%	442
Other	17.92%	145

4. What additional feedback, considerations, or perspectives would you like the Boundary Committee and Board to consider as they finalize their recommendation?
Long Text | Skipped: 462 | Answered: 347 (42.9%)

Sentiment

No sentiment data

Tags

No tag data

Featured Contributions

No featured contributions

5. Select the following role that best describes you:

Multi Choice | Skipped: 1 | Answered: 808 (99.9%)

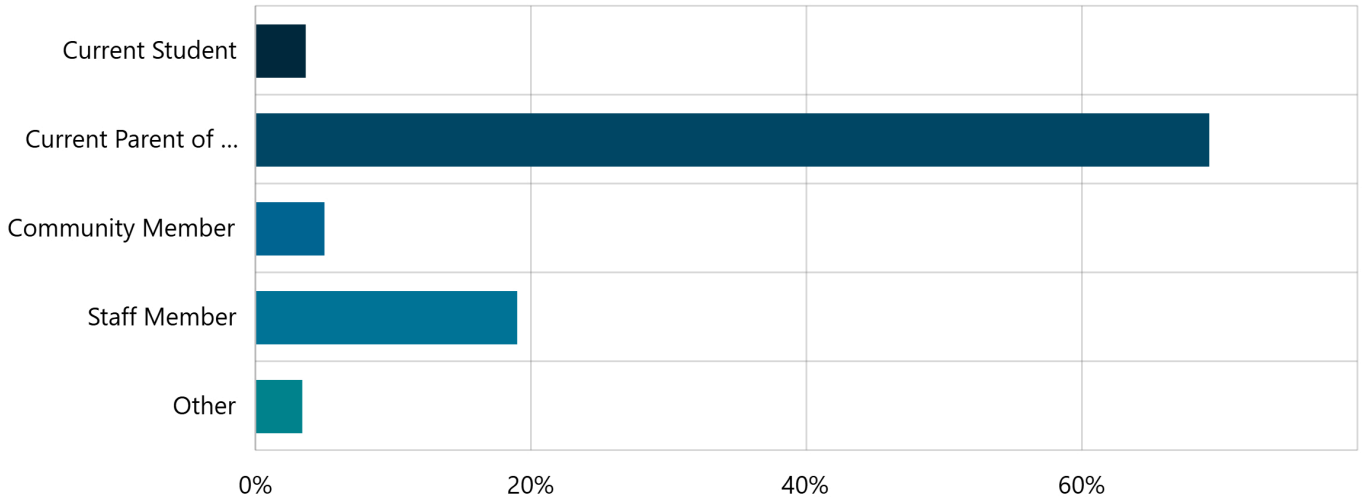

Answer choices	Percent	Count
Current Student	3.59%	29
Current Parent of Student(s)	69.18%	559
Community Member	4.95%	40
Staff Member	18.94%	153
Other	3.34%	27
Total	**100.00%**	**808**

6. Which school community are you most connected to?

Multi Choice | Skipped: 1 | Answered: 808 (99.9%)

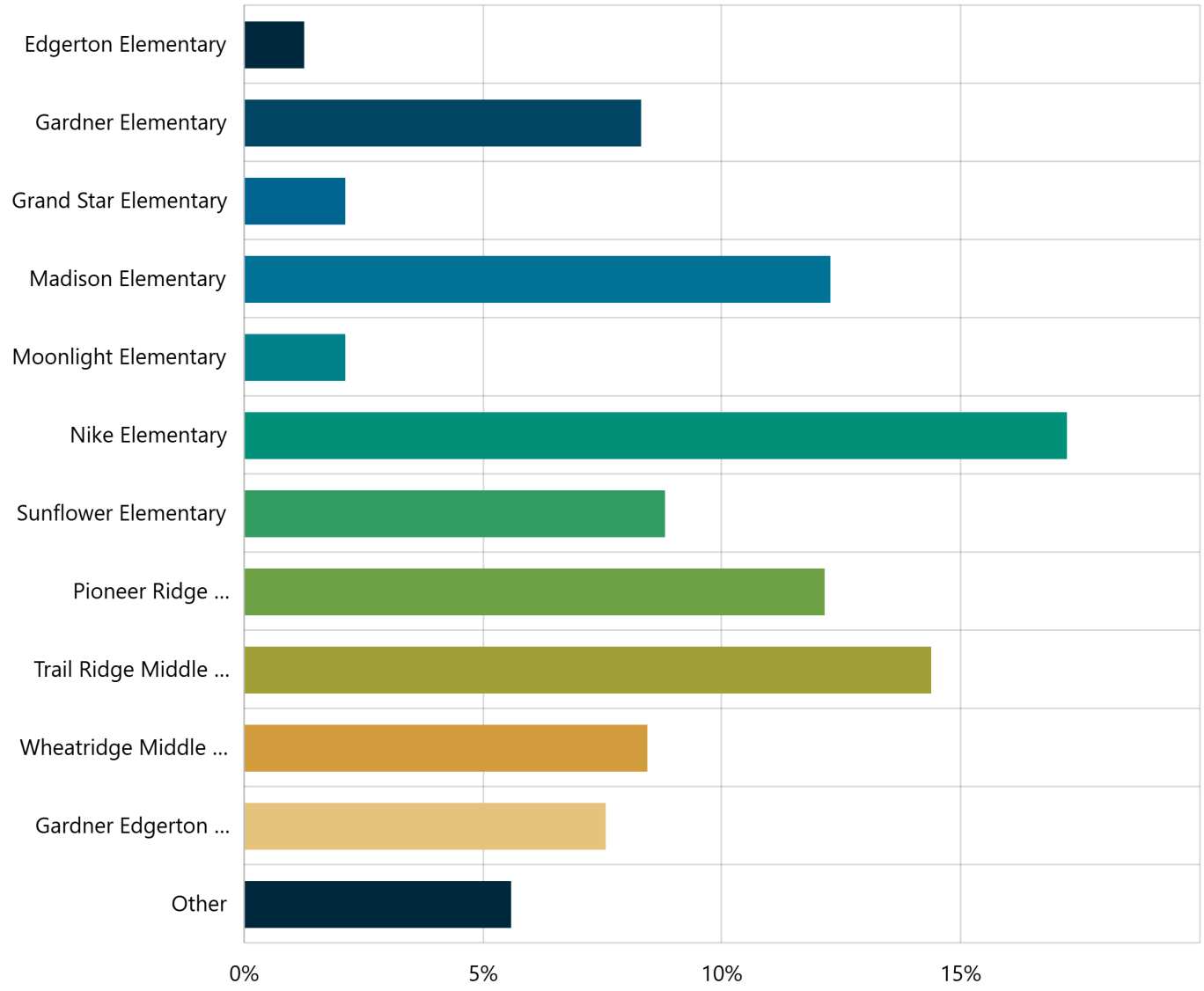

Answer choices	Percent	Count
Edgerton Elementary	1.24%	10
Gardner Elementary	8.29%	67
Grand Star Elementary	2.10%	17
Madison Elementary	12.25%	99
Moonlight Elementary	2.10%	17
Nike Elementary	17.20%	139
Sunflower Elementary	8.79%	71
Pioneer Ridge Middle School	12.13%	98

Trail Ridge Middle School	14.36%	116
Wheatridge Middle School	8.42%	68
Gardner Edgerton High School	7.55%	61
Other	5.57%	45
Total	**100.00%**	**808**